

### RDC-6X5-30C

**Dimensions w/ intake(s):** 136D" x 126W" x 135H"

**Base Weight:** 11,863 lbs.

*Includes base collector, HLL & intake(s)*

#### Equipment

#### Video Link

**Controls:** ePro 7" touchscreen for ease of use.

**Heavy Duty Construction:** Fully welded 7 & 11 gauge steel

**Pulsing System:** 23 SCFM

**Filter Design:** Included as standard to improve filter life and reduce energy consumption

**Blower/Motor Combination:** designed for energy efficiency

**SafeSensor Particulate Monitor:** detects leaks past the filters

**Air Intake:** reduces airspeed allowing heavy dust to fall away from filters

**Warranty:** 15 years on the cabinet; 5 years on components *(See warranty document for details)*

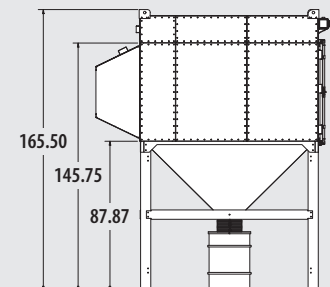
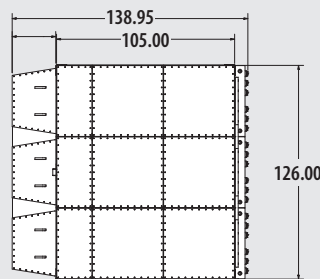
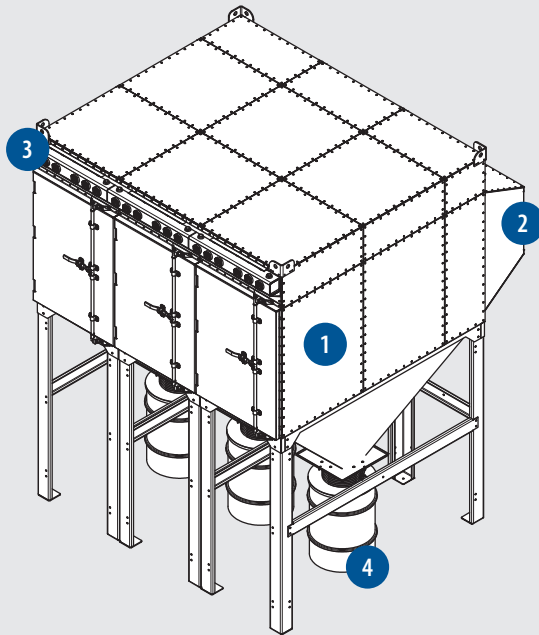
**Fire Suppression (optional):** CO<sub>2</sub>, water

**Built-in Stack Silencer (optional):** for quiet operation

**After Filters (optional):** HEPA or active carbon

**Explosion Vent (optional):** part of a complete NFPA package

#### Specifications



- 1 Filter Cabinet Assembly
- 2 Air Intake
- 3 Advanced Pulsing System
- 4 Dust Containment Bin
- 5 SafeSensor Particulate Monitor

#### Part No.

#### Qty.

#### Configuration

#### CFM @ "SP\*

#### PL A:C

#### EX A:C

#### Motor


SH-25-2084-ACF-3550-TM	(1)	25 HP • 20 @ 84%	7,000 @ 15.0	N/A	1.1:1
SH-40-2272-ACF-3550-TM	(1)	40 HP • 22 @ 72%	10,000 @ 15.0	0.7:1	1.6:1
SH-50-2286-ACF-3550-TM	(1)	50 HP • 22 @ 86%	12,000 @ 15.0	0.9:1	1.9:1
SH-75-2476-PLR-3550-TM	(1)	75 HP • 24 @ 76%	18,000 @ 15.0	1.3:1	2.9:1
SH-75-4061-ACF-1880-TM	(1)	75 HP • 40 @ 61%	24,000 @ 15.0	1.7:1	3.5:1
SH-75-2476-PLR-3550-TM	(2)	75 HP • 24 @ 76%	36,000 @ 15.0	2.6:1	N/A

*\*(Usable static)*


Required Selections	Item Description
<b>Intake Options</b>	
RDC-IT-06	Senturion 6 Wide Standard Intake
RDC-AB-06	Senturion 6 Wide Abrasive Intake*
*Must mount on IT Standard Intake	
<b>Containment Options</b>	
RDC-HSL-6X5-30C	Senturion 30-Cartridge 20-Gal Hopper & Legs (adds 70" to base height)
RDC-HLL-6X5-30C	Senturion 30-Cartridge 55-Gal Hopper & Legs (adds 88" to base height)
<b>Filter Option</b>	
PL-14D52-M11-SF21-30	Pleatlock M11 Cartridge Filters (MERV 11)
PL-14D52-A15-SF21-30	Pleatlock A15 Cartridge Filters (Nano MERV 15)
EX-14D52-B16-SF21-30	Endurex B16 Cartridge Filters (PTFE MERV 16)
<b>Controls Mounting</b>	
RDC-CTRL-GM	Ground Mounted Control Panel
RDC-CTRL-CM	Collector Mounted Control Panel
RDC-CTRL-WM	Wall Mounted Control Panel
<b>480v &amp; 575v Whip Options (1 Required per Motor)</b>	
15' & 30' Length Available	

Options	Item Description
<b>After Filters</b>	
RDC-HEPA-6x5	Senturion 30-Cartridge Top Mount Pre-Blower HEPA Filter (adds 40" to base collector height)
RDC-CARBON-6x5	Senturion 30-Cartridge Top Mount Post-Blower Carbon Filter
<b>Fire Suppression</b>	
RDC-SPKLR-6X5-30C	Water Sprinkler System
RDC-CO2-6X5-30C	CO <sub>2</sub> System w/ Intake Damper FM200 Fire Suppression System w/ Intake Damper*
*Consult with Engineering for FM200 solutions over 16 cartridges	
<b>Service Platform</b>	
Senturion 6-Wide Service Platform (Includes rails, gate(s) and ladder)*	
*Adds 65" to door side of collector	
<b>NFPA Options</b>	
	ST1 NFPA Standard Package*
	ST2 NFPA Standard Package*
*Requires selection of HLL option. Includes RAL, explosion vents & controls	
<b>Options and Upgrades</b>	
CMR-20	AutoSaver Sensor
SSG-DTS	SuperSeal Hopper Gate
BLS-110	Barrel Sensor (requires RDC-CTRL-EX)
RDC-CTRL-EX	Controls Expansion Module (required for BLS or summer/winter dampers)


**Additional Resources and Downloads** (click image to retrieve material)



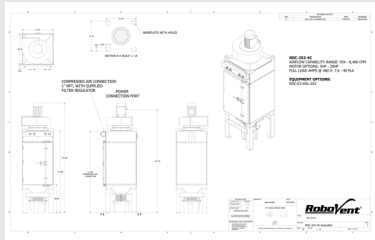
Owner's Manual



Equipment Configurations



Product Video



Submittal Drawing