

RDC-8X5-40C

Dimensions w/ intake(s): 136D" x 168W" x 135H"

Base Weight: 15,633 lbs.

Includes base collector, HLL & intake(s)

Equipment

Video Link

Controls: ePro 7" touchscreen for ease of use.

Heavy Duty Construction: Fully welded 7 & 11 gauge steel

Pulsing System: 22 SCFM

Filter Design: Included as standard to improve filter life and reduce energy consumption

Blower/Motor Combination: designed for energy efficiency

SafeSensor Particulate Monitor: detects leaks past the filters

Air Intake: reduces airspeed allowing heavy dust to fall away from filters

Warranty: 15 years on the cabinet; 5 years on components *(See warranty document for details)*

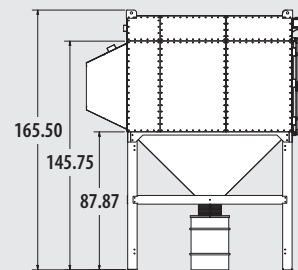
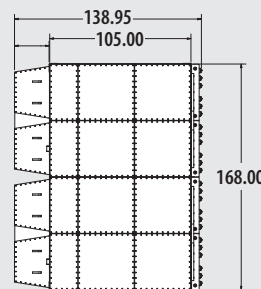
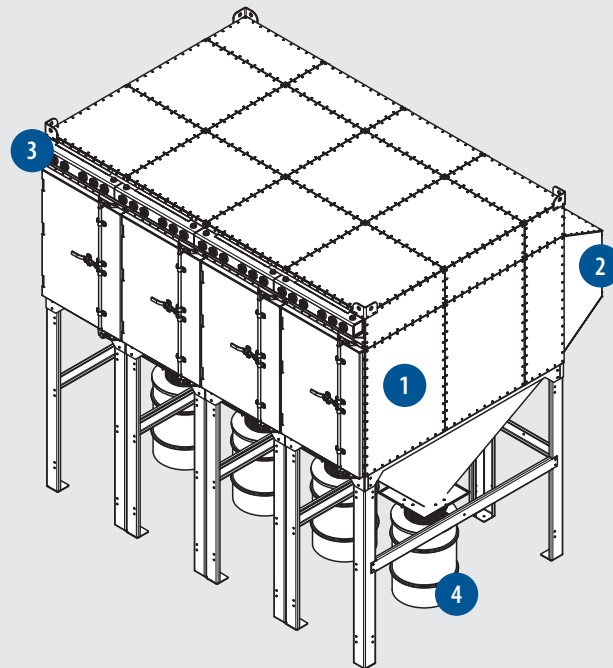
Fire Suppression (optional): CO₂, water

Built-in Stack Silencer (optional): for quiet operation

After Filters (optional): HEPA or active carbon

Explosion Vent (optional): part of a complete NFPA package

Specifications



- 1 Filter Cabinet Assembly
- 2 Air Intake
- 3 Advanced Pulsing System
- 4 Dust Containment Bin
- 5 SafeSensor Particulate Monitor

Part No.

Qty.

Configuration

CFM @ "SP*

PL A:C

EX A:C

Motor


SH-40-2272-ACF-3550-TM	(1)	40 HP • 22 @ 72%	10,000 @ 15.0	N/A	1.2:1
SH-50-2286-ACF-3550-TM	(1)	50 HP • 22 @ 86%	12,000 @ 15.0	0.6:1	1.4:1
SH-75-2476-PLR-3550-TM	(1)	75 HP • 24 @ 76%	18,000 @ 15.0	1.0:1	2.1:1
SH-75-4061-ACF-1880-TM	(1)	75 HP • 40 @ 61%	24,000 @ 15.0	1.3:1	2.6:1
SH-75-2476-PLR-3550-TM	(2)	75 HP • 24 @ 76%	36,000 @ 15.0	1.9:1	4.3:1
SH-75-4061-ACF-1880-TM	(2)	75 HP • 40 @ 61%	48,000 @ 15.0	2.6:1	N/A

(Usable static)


Required Selections	Item Description
Intake Options	
RDC-IT-04	Senturion 4 Wide Standard Intake
RDC-AB-04	Senturion 4 Wide Abrasive Intake*
*Must mount on IT Standard Intake	
Containment Options	
RDC-HSL-8X5-40C	Senturion 40-Cartridge 20-Gal Hopper & Legs (adds 70" to base height)
RDC-HLL-8X5-40C	Senturion 40-Cartridge 55-Gal Hopper & Legs (adds 88" to base height)
Filter Option	
PL-14D52-M11-SF21-40	Pleatlock M11 Cartridge Filters (MERV 11)
PL-14D52-A15-SF21-40	Pleatlock A15 Cartridge Filters (Nano MERV 15)
EX-14D52-B16-SF21-40	Endurex B16 Cartridge Filters (PTFE MERV 16)
Controls Mounting	
RDC-CTRL-GM	Ground Mounted Control Panel
RDC-CTRL-CM	Collector Mounted Control Panel
RDC-CTRL-WM	Wall Mounted Control Panel
480v & 575v Whip Options (1 Required per Motor)	
15' & 30' Length Available	

Options	Item Description
After Filters	
RDC-HEPA-8X5	Senturion 40-Cartridge Top Mount Pre-Blower HEPA Filter (adds 40" to base collector height)
RDC-CARBON-8X5	Senturion 40-Cartridge Top Mount Post-Blower Carbon Filter
Fire Suppression	
RDC-SPKLR-8X5-40C	Water Sprinkler System
RDC-CO2-8X5-40C	CO ₂ System w/ Intake Damper FM200 Fire Suppression System w/ Intake Damper*
*Consult with Engineering for FM200 solutions over 16 cartridges	
Service Platform	
Senturion 8-Wide Service Platform (Includes rails, gate(s) and ladder)*	
*Adds 65" to door side of collector	
NFPA Options	
	ST1 NFPA Sample Package*
	ST2 NFPA Sample Package*
*Requires selection of HLL option. Includes RAL, explosion vents & controls Note: Dust test required to determine final NFPA package, some components & costs will change	
Options and Upgrades	
CMR-20	AutoSaver Sensor
SSG-DTS	SuperSeal Hopper Gate
BLS-110	Barrel Sensor (requires RDC-CTRL-EX)
RDC-CTRL-EX	Controls Expansion Module (required for BLS or summer/winter dampers)


Additional Resources and Downloads (click image to retrieve material)



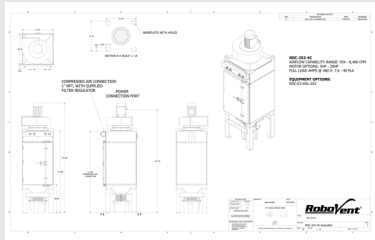
Owner's Manual



Equipment Configurations



Product Video



Submittal Drawing