

RDC-1X4-4C

Dimensions w/ intake(s): 36D" x 84W" x 203H"
Height based on HLL

Base Weight: 4,140 lbs.
Includes base collector & HLL containment

Airflow Capability: 8,000 CFM

Motor Option: 20 HP

Full Load Amps @ 480 V: 27 FLA


Static Pressure: 10 in. wg


Filter Cartridges: (4) PL-14D52-A15-SF21


Comparable Filter Media: 1,860 sq. ft.

Equipment

Video Link


Controls: ePro 7" touchscreen for ease of use. 

Heavy Duty Construction: Fully welded 7 & 11 gauge steel 

Pulsing System: 16 SCFM 


Filter Design: Included as standard to improve filter life and reduce energy consumption 


Blower/Motor Combination: Designed for energy efficiency

SafeSensor Particulate Monitor: Detects leaks past the filters 

Air Intake: Reduces airspeed allowing heavy dust to fall away from filters.

- SAP: Metal mesh/baffle intake - Standard
- Ducted Intake: Optional

Warranty: 15 years on the cabinet; 5 years on components (*See warranty document for details*) 

Fire Suppression (optional): Water - contact engineering if chemical systems are needed 

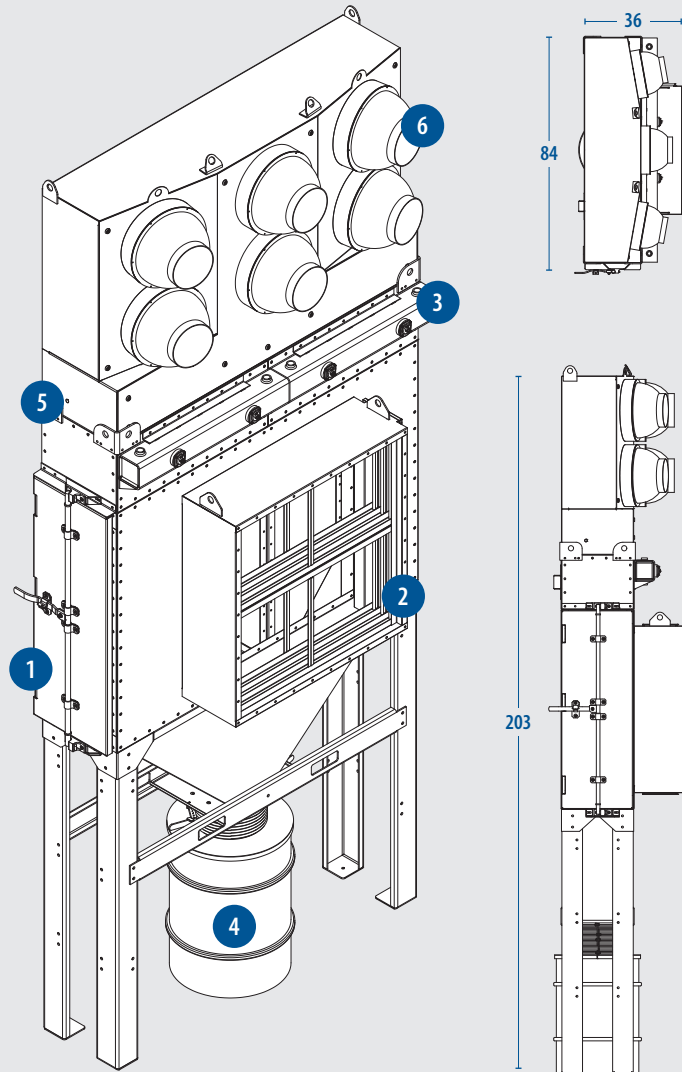
Vortex Plenum: With adjustable nozzles







After Filters (optional): HEPA or active carbon*, both options reduce air flow

Containment: Various containment options including a dust tray, HSL, HLL

**After filters option reduces airflow down to 5,604 CFM*

Specifications



- | | |
|--|---|
|  Filter Cabinet Assembly |  SafeSensor Particulate Monitor |
|  Air Intake |  Vortex Top Plenum: Exhaust Plenum with Adjustable Louvers |
|  Advanced Pulsing System | |
|  Dust Containment Options (HLL Shown) | |